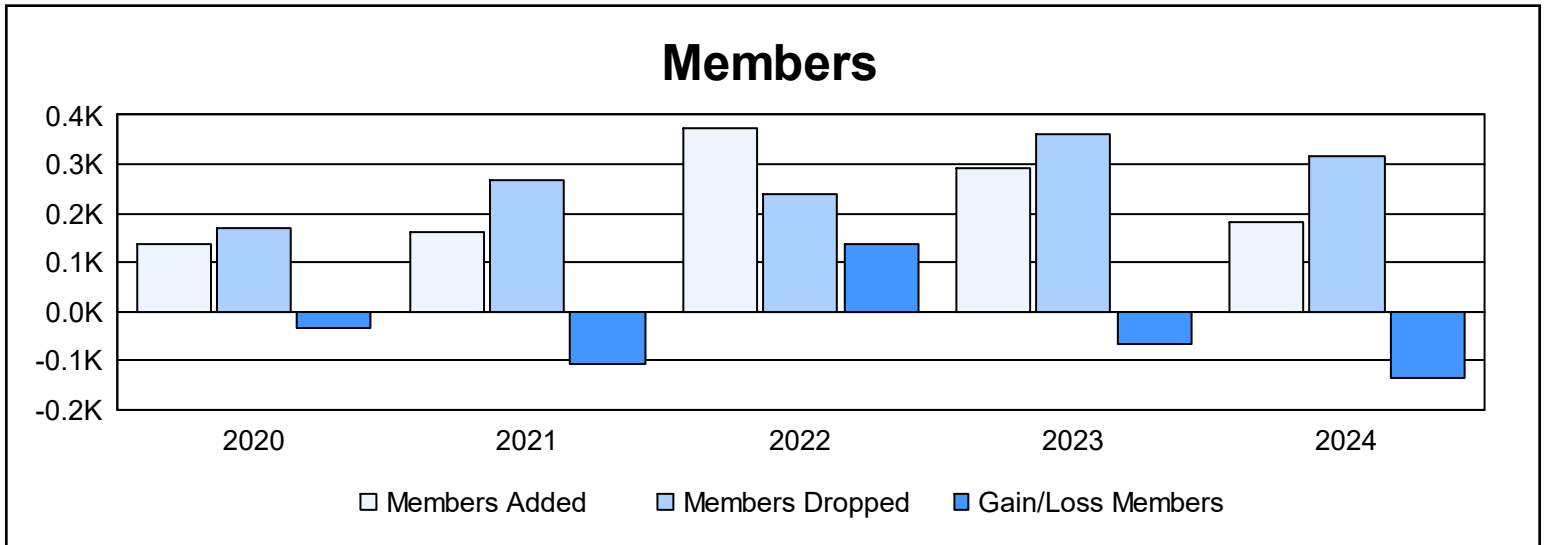
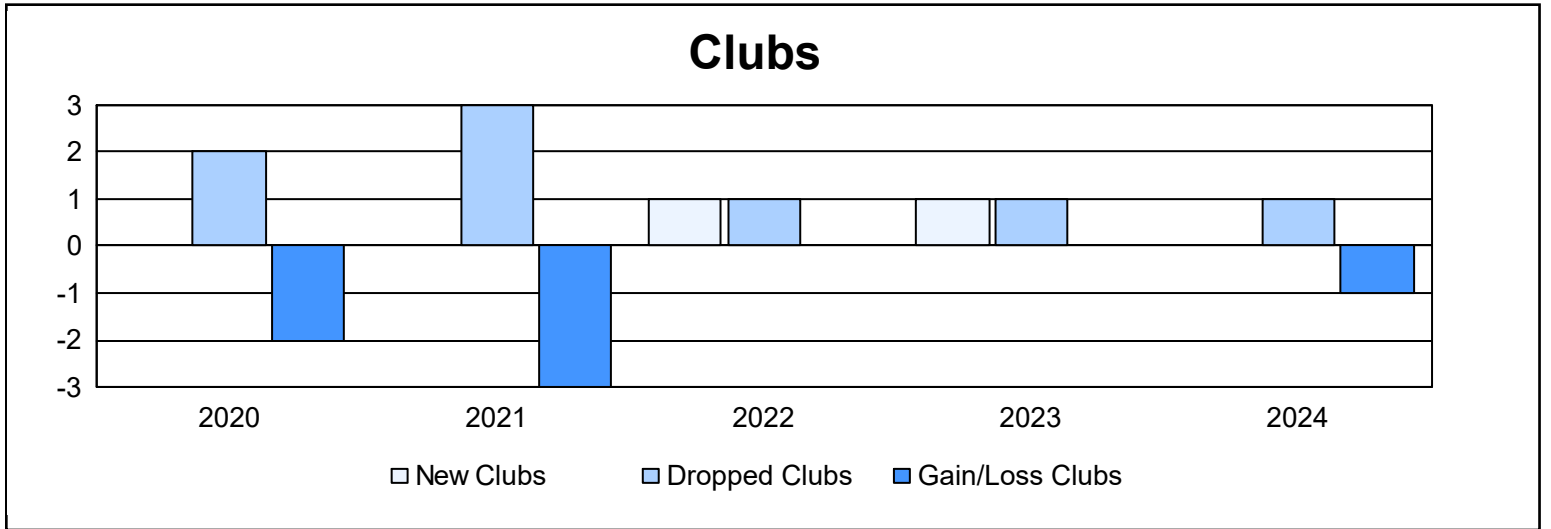
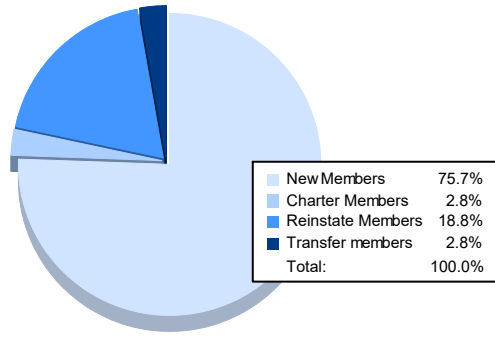


Year	New Clubs	Dropped Clubs	Gain/ Loss Clubs	New Members	Charter Members	Reinstate Members	Transfer Members	Total Member Added	Total Members Dropped	Gain/ Loss Members
2019-2020	0	2	-2	125	0	4	9	138	170	-32
2020-2021	0	3	-3	142	1	14	3	160	268	-108
2021-2022	1	1	0	317	28	27	3	375	239	136
2022-2023	1	1	0	224	26	39	4	293	361	-68
2023-2024	0	1	-1	137	5	34	5	181	318	-137
<b>Average</b>	<b>0</b>	<b>2</b>	<b>-1</b>	<b>189</b>	<b>12</b>	<b>24</b>	<b>5</b>	<b>229</b>	<b>271</b>	<b>-42</b>



### Membership Composition June 2024 Cumulative



### Gender Composition June 2024 Cumulative

